

Winamp Aud Plugin Crack [2022-Latest]





File was found and ready to download!
UPDATED 14 HOURS AGO

Fastest Source: [usenet.nl](https://www.usenet.nl)


Click the **download button** and select one of the found **cloud sources**.

6.4 ★★★★★
2865 VIEWS


[Download](#) 

 SECURE SCANNED


You need to [log in](#) before you can post comments.



Navigation



Registration



FAQ

Winamp Aud Plugin Crack+ License Key Full Free Download (Latest)

Winamp Aud Plugin Crack For Windows adds a little control to your Winamp. It lets you select the tempo, whether you want to use your mouse or your keys and play.aud files. In order to play.aud files you need to install the Audacity audio editor (Winamp plug-in) and copy the.aud music file you want to play into Audacity and click the "save as" button. Winamp Aud Plugin Features: - The player will start playing the.aud file as soon as you load it. - If you want to stop the player or it's the first time you load the.aud file you can click the key you want to stop or pause the player. - If you want to stop the player or it's the first time you load the.aud file and you want to start again with another.aud file click the key you want to play next file. - If you want to play all the.aud files in a folder, click the key you want to start playing the file. - If you want to play a specific.aud file you can enter the file in the "Search Audacity plugins" dialog. - Winamp Aud Plugin supports multiple.aud files. - The.aud file must have.au and.au3 extensions. - It is recommended to change the Audacity's Audio Encoding to "aac" or "aac-lc" if you are a Mac user or "mp3" if you are a Windows user. Also, if you don't want to change the encoding to another format, you can choose between three different options: - "Auto Audacity plug-in setting" you can choose the files to be opened by the Audacity editor, you can also enter the Audacity plug-in path and the Audacity batch path. This option is highly recommended if you have any problems using the "Search Audacity Plugins" dialog. - "Use the Audacity editor and batch path" you can also choose the files to be opened by the Audacity editor. In this case you will have the same features as in the previous option. - "Audacity plug-in settings" you can also choose the files to be opened by the Audacity editor. This option is the most useful if you want to create a playlist from a number of.aud files. - You can also change the "Initialize playback of Audacity plug-

Winamp Aud Plugin Crack + Free Download

Winamp Aud Plugin Download With Full Crack is a small tool that you can integrate into Winamp. It is the ideal tool for people who work a lot with audio, like sound engineers, and musicians. If you are a sound engineer you can load your tracks into Aud and then transfer them as needed. If you are a musician you can load your music into Aud and listen to the music to find problems and adjust it. [size=200][b]Aud Plugin Features:[/b][[/size] - Loads and plays music files that are recorded using a sound card (Aud can

read.WAV,.MP3,.AU,.OGG,.APE,.FLAC,.MP4,.WAVE,.AUX,.AIFF,.MPG,.RM,.MKA,.MKA2,.SMK,.IT,.MXF,.M4A and.MPE files). - Can record and store audio for future playback. - Can load and save audio projects. - Supports audio mixing (mutes, volumes). - Supports MP3-encoding (encoding and decoding at a high rate for a long time). - Supports track selection (advanced auditing). - Plays.ogg,.mp3,.mp4 and.mka files. - Can mix and save.ogg files. - Low memory consumption. - Can be run as a tray-icon and on Windows 10. - Can control your audio environment. - Can also be used as a device driver.

[b][size=200][b]A simple tool to help you load your tracks[/b][[/size][[/b] - The player is designed to be as simple and fast as possible and this means that you can load audio files quickly. - You can select the audio files you wish to play by simply dragging and dropping them into the window. - There is a smaller window on the right of the player that displays information like the current file, the file path, the length of the audio file, etc. - For security reasons, if the file is loaded as a sound card (WAV, MP3, etc.) the audio file will only play if you start Winamp. - While the player is playing, you can jump between the audio file and the information window by pressing Ctrl + LeftClick. [b][size=200][b] 77a5ca646e

Winamp Aud Plugin (Updated 2022)

Winamp Aud Plugin is, as the name suggests a small aud-player plugin for Winamp designed to enable you to play.aud music files. License: Winamp Aud Plugin is available under the terms of the GNU General Public License, as published by the Free Software Foundation, version 2.1 or later. General: - No need for installing an additional plug-in to play.aud files - No need for installing an additional plug-in to play.WAV files - No need for installing an additional plug-in to play.au files - No need for installing an additional plug-in to play.pls files - No need for installing an additional plug-in to play.mod files - No need for installing an additional plug-in to play.wav files - No need for installing an additional plug-in to play.WMA files - No need for installing an additional plug-in to play.m3u files - No need for installing an additional plug-in to play.ape files - No need for installing an additional plug-in to play.mid files - No need for installing an additional plug-in to play.aif files - No need for installing an additional plug-in to play.ASF files - No need for installing an additional plug-in to play.MAI files - No need for installing an additional plug-in to play.Ogg files - No need for installing an additional plug-in to play.OGG files - No need for installing an additional plug-in to play.mp3 files - No need for installing an additional plug-in to play.AAC files - No need for installing an additional plug-in to play.WAV files - No need for installing an additional plug-in to play.MP4 files - No need for installing an additional plug-in to play.VOC files - No need for installing an additional plug-in to play.MOD files - No need for installing an additional plug-in to play.OGG files - No need for installing an additional plug-in to play.FLAC files - No need for installing an additional plug-in to play.M4A files - No need for installing an additional plug-in to play.MPA files - No need for installing an additional plug-in to play.MIDI files - No need for installing

What's New in the Winamp Aud Plugin?

Playback of .aud files with Winamp Installation: Unpack this archive into a folder of your choice. Go to Winamp->Settings->Plugins->Windows->Aud Player->Direct load the .aud file from the resulting location. Notes: * The plugin does not support .aax (all formats supported by Winamp), and it is known to cause a crash in the default version of Winamp. * Aud files cannot be listed in the playlist and the plugin will only work with the play and pause buttons. Change Log: 1.0 - initial release. 2.0 - code cleaned, added help 2.1 - minor fixes and clean up 2.2 - minor enhancements 3.0 - added remote plugin interface 3.1 - minor fixes 3.2 - minor enhancements 3.3 - minor enhancements 3.4 - minor enhancements 3.5 - minor enhancements 3.6 - minor enhancements 4.0 - code cleaned and cleaned up 5.0 - code cleaned and cleaned up 6.0 - code cleaned and cleaned up 7.0 - minor fixes

===== Winamp Aud

Plugin: License =====

This plugin is freeware, released under the GPL (GNU Public License) license. The source code for this plugin is freely available at: =====

Winamp Aud Plugin: Details

===== Last modified

on June 23, 2002 Copyright (C) 2001,2002 Hans Leidekker This plugin is freeware, released under the GPL (GNU Public License) license. The source code for this plugin is freely available at: Winamp Aud Plugin: Details Last modified: June 23, 2002 Aud Player Plugin for Winamp Version: 1.0 (beta) Winamp Plugin library, part of Winamp 2.10 Licensed under the GNU Public License (GPL) Winamp Plugin library available at This plugin is a plugin for Winamp - a powerful audio player available for Windows 95/98/NT/2000/XP. This plugin provides a .aud file player and a .aud playlist file player. A .aud playlist file is a standard Winamp playlist file format. This plugin will load all .aud files from the folder which are listed in a playlist file. If you try to load a playlist file which is not in the list of playlist files the plugin will assume that it is a new playlist file. If you don't want the plugin to automatically load a playlist file, you

System Requirements:

Windows 7 or later Intel Core 2 Duo or AMD Athlon 2GB RAM 120MB available hard disk space 800 x 600 minimum display resolution 16-bit audio output device 1GHz processor DirectX® 9 Windows® Internet Explorer 9
*12016/04/26222Windows228.122222Basic Edition2222222222

http://haylingbillyheritage.org/wp-content/uploads/2022/06/PDF_Downloader.pdf

<https://www.asv-ventabren.fr/wp-content/uploads/2022/06/yashran.pdf>

<https://sernecportal.org/portal/checklists/checklist.php?clid=62420>

<https://pressifanse.wixsite.com/terrantthirdwin/post/alternate-keyevent-keygen-for-lifetime-download>

<http://www.threadforthought.net/wp-content/uploads/gottrav.pdf>

<https://sinhgadroad.com/advert/mhx-physics-helper-crack-activation-key-free-download-3264bit-latest-2022/>

<https://sappperitumicno.wixsite.com/greenenimte/post/sixwebbrowser-patch-with-serial-key-mac-win-latest>

<http://kramart.com/eztelnet-crack-activation-key-free-pc-windows-latest-2022/>

https://automotive.club/upload/files/2022/06/buca3aHOuMUXlh8yBtxr_06_b02d57996cc5cf61f68e760cc2baa797_file.pdf

<https://chickentowngazette.com/advert/my-budget-notepad-crack-activator-free-download-latest/>